

DENTAL HISTORY AND DIAGNOSIS

White Spots    Fluorosis    Trauma    MIH

Diagnosis depth of the spot

Superficial lesion    Mixed lesion    Deep lesion

PRE-TREATMENT

Bleaching (if necessary)    Waiting for 2 weeks

Rubber Dam/ Liquid Dam

Microabrasion (optional)    Sandblasting/Microabrasion    Diamond Bur

INFILTRATION

Icon-Etch 3-4 min    Repeat

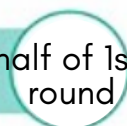

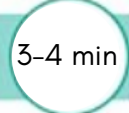
Spots diminished    Icon-Dry 30 s    Spots are still visible

10-20 min    Icon-Infiltrant FLOSS!    Light-curing 40 s on buccal and lingual

40 s on buccal and lingual    Light-curing FLOSS!    Icon-Infiltrant half of 1st round

Add Composite (optional)

Polishing



FLOSS!

FLOSS!

on buccal and lingual

on buccal and lingual

half of 1st round